

Clinic Name: _____
 Address: _____
 Dr. Name _____
 Account # _____

PATIENT NAME _____
 WEIGHT _____ lbs. SHOE SIZE _____
 SEX _____ SHOE TYPE _____
 DIAGNOSIS _____

AFO/SHAFO RX FORM

CAST MODS

Rigid Foot: Leave As Is
 Flexible: Correct to Neutral
 Correct Ankle Varus/Valgus
 Correct Ankle Dorsi/Plantar Flexion
 Correct Forefoot to Neutral

MATERIAL

Colour: Clear
 Black
 White

Other (Transfer Paper)

Lining: Volara White
 Volara Black

Straps: Instep
 Ankle
 Anterior

SHELL LENGTH

Posterior Trimline Height:
 _____cm

Mets
 Sulcus
 Toes

STYLE

Rigid Flexible (PLS) SHAFO

Ankle Joints: Stop:

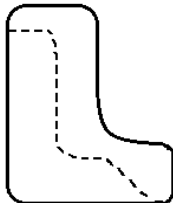
Free Motion 90°
 Dorsi-Assist

REARFOOT POST

Polypro
 EVA

LEATHER GAUNTLET AFO

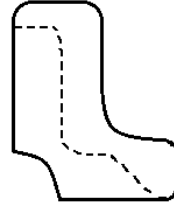
SOLID SHELL



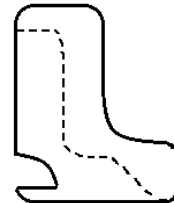
CUT-OUT HEEL (CLOSED)



CUT-OUT HEEL (OPEN)



CUT-OUT HEEL (PARTIAL)



CAST MODS

Rigid Foot: Leave As Is
 Flexible: Correct to Neutral
 Correct Ankle Varus/Valgus
 Correct Forefoot to Neutral

RIGIDITY

Semi Rigid – 1.8mm Rhenoflex
 Some flexibility; less bulky, easier to fit
 Rigid – 2.5mm Rhenoflex
 No flexibility; more bulky, harder to fit

LINING

Leather
 Volara
 Padded Leather

FINAL HEIGHT
 (From GROUND to top of shell)

6"
 7"
 8"
 Other _____"

LENGTH

To Mets Only
 To Sulcus:
 Rigid to Mets, soft ext. to Sulcus
 Rigid plate to Sulcus

STYLE

Solid Shell Ankle Gauntlet
 Cut-Out Heel
 Closed
 Open
 Partial

COLOUR

Black
 Beige
 Other _____

CLOSURE

Lace
 Padded Collar